




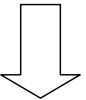
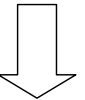
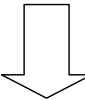
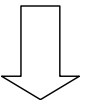
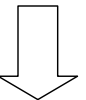
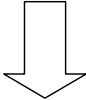
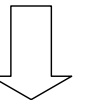


Phase 1 Recommendations

Capacity		Capacity		Capacity		Capacity		Capacity	
495	E - Agnor-Hurt (Total 364) 329	456	Brownsville 346	495	W - Agnor- Hurt (Total 364) 35	600	Baker-Butler 497	432	Cale 528
532	N - Stone Robinson (Total 443) 346	342	Crozet 390	375	Broadus Wood 313	500	E - Hollymead (Total 428) 399	164	Red Hill 181
276	S - Stony Point (Total 211) 126	430	S - Meriwether Lewis (Total 414) 211	432	Greer 381	276	N - Stony Point (Total 211) 85	187	Scottsville 181
390	E - Woodbrook (Total 321) 52	264	Murray 281	500	W - Hollymead (Total 428) 29	390	W - Woodbrook (Total 321) 269	532	S - Stone Robinson (Total 443) 97
				430	N - Meriwether Lewis (Total 414) 203			134	Yancey 134
									
646	Burley 444	900	Henley 683	669	Jouett 528	660	Sutherland 714	514	Walton 583
	216  228 				431  97 				
1,635	Albemarle 1,736	1,035	Western 1,100	1,635	Albemarle 1,736	1,635	Albemarle 1,736	1,235	Monticello 1,151
	Monticello 1,151				Western 1,100				

Notes: All Enrollment Estimates used above are based on 2004-5 Actual School District Count.

**ALBEMARLE COUNTY SCHOOLS
PROPOSED REDISTRICTING PLAN FOR
2005-2006 SCHOOL YEAR**

- I. Transfer from **Hollymead** to **Baker-Butler**/Sutherland/Albemarle High
 - A. Camelot Subdivision (44 Students)

- II. Transfer from **Crozet** to **Brownsville**/Henley/Western Albemarle High
 - A. Proposed Old Trail Subdivision (0 Students)
 - B. Proposed Foothill Crossing ZMA (Con Agra) Subdivision (0 Students)

- III. Transfer from **Walton** to Stone Robinson/**Burley**/Monticello High
 - A. Milton Road to include Auburn Hills Subdivision, Milton Hills Subdivision, Ashmere Drive and Rose Hill Church Lane (25 Students)

**PROPOSED REDISTRICTING FOR 2005-2006 SCHOOL YEAR
ELEMENTARY COUNTS BY SCHOOL**

SCHOOL	GRADE						ETHNIC			TOTAL	CAPACITY
	K	1	2	3	4	5	C	A	O		
AGNOR-HURT	70	48	62	62	64	58	227=62.4%	77=21.1%	60=16.5%	364	495
BAKER-BUTLER	88	76	91	72	75	95	416=83.7%	46=9.3%	35=7.0%	497	600
BROADUS WOOD	41	51	61	43	61	56	301=96.2%	8=2.5%	4=1.3%	313	375
BROWNSVILLE	54	60	59	49	60	64	290=83.9%	33=9.5%	23=6.6%	346	456
CALE	125	82	82	71	77	91	335=63.4%	96=18.2%	97=18.4%	528	432
CROZET	56	71	65	54	61	83	354=90.8%	14=3.6%	22=5.6%	390	342
GREER	60	75	57	68	62	59	159=41.7%	129=33.9%	93=24.4%	381	432
HOLLYMEAD	71	70	70	72	78	67	347=81.1%	16=3.7%	65=15.2%	428	500
MERIWETHER LEWIS	60	72	66	68	79	69	394=95.2%	7=1.7%	13=3.1%	414	430
MURRAY	32	54	50	52	47	46	246=87.6%	8=2.8%	27=9.6%	281	264
RED HILL	31	34	30	23	33	30	147=81.3%	20=11.0%	14=7.7%	181	164
SCOTTSVILLE	29	24	30	29	41	28	167=92.2%	9=5.0%	5=2.8%	181	187
STONE ROBINSON	65	66	67	84	82	79	361=81.5%	65=14.7%	17=3.8%	443	532
STONY POINT	36	38	33	33	36	35	163=77.2%	36=17.1%	12=5.7%	211	276
WOODBROOK	60	62	63	41	49	46	196=61.1%	79=24.6%	46=14.3%	321	390
YANCEY	26	24	24	20	12	28	84=62.7%	41=30.6%	9=6.7%	134	134

**PROPOSED REDISTRICTING FOR 2005-2006 SCHOOL YEAR
HIGH SCHOOLS COUNTS BY SCHOOL**

SCHOOL	GRADE				ETHNIC			TOTAL	CAPACITY
	9	10	11	12	C	A	O		
ALBEMARLE	505	439	371	421	1316=75.8%	274=15.8%	146=8.4%	1736	1635
MONTICELLO	310	320	273	248	896=77.9%	197=17.1%	58=5.0%	1151	1235
WESTERN ALBEMARLE	291	304	270	235	1014=92.2%	47=4.3%	39=3.5%	1100	1035
MURRAY HIGH									*108

*** Students attending Murray High School and other programs are counted within the three high school's total counts.**

ALBEMARLE	37 Students @ Murray High	-	21 Students in other programs
MONTICELLO	18 Students @ Murray High	-	15 Students in other programs
WESTERN ALBEMARLE	16 Students @ Murray High	-	11 Students in other programs